SKALA 1:50
0 1 2 5
METER

PÅLFÖRTECKNING GRUNDPLAN (SWEREF 99 18 00 (Stockholm))

PÅLLITTRA	PÅLTYP	TRYCKPLÅT	N (mm)	E (mm)	P.A.P	CA LÄNGD	MIN. ULS Bärförmåga
P1	RD 115/8	250x250x25	6580133427.091	154168684.652	+0.375 m	10.0 m	600 kN
P2	RD 115/8	250x250x25	6580134023.265	154168752.304	+0.375 m	10.0 m	600 kN
P5	RD 115/8	250x250x25	6580136652.063	154174821.298	+0.375 m	10.0 m	600 kN
P6	RD 115/8	250x250x25	6580137350.375	154175094.902	+0.375 m	10.0 m	600 kN
P7	RD 115/8	250x250x25	6580135089.538	154178019.791	+0.375 m	10.0 m	600 kN
P8	RD 115/8	250x250x25	6580135646.241	154178243.581	+0.375 m	10.0 m	600 kN
P9	RD 115/8	250x250x25	6580133450.469	154182119.711	+0.375 m	10.0 m	600 kN
P10	RD 115/8	250x250x25	6580134007.172	154182343.501	+0.375 m	10.0 m	600 kN
P13	RD 115/8	250x250x25	6580140646.429	154188409.384	+1.145 m	10.0 m	600 kN
P14	RD 115/8	250x250x25	6580128920.556	154188829.351	+0.680 m	10.0 m	600 kN
P15	RD 115/8	250x250x25	6580140422.384	154188965.985	+1.145 m	10.0 m	600 kN
P16	RD 115/8	250x250x25	6580129480.704	154189044.371	+0.680 m	10.0 m	600 kN
P17	RD 115/8	250x250x25	6580127298.982	154193053.717	+0.680 m	10.0 m	600 kN
P18	RD 115/8	250x250x25	6580127859.131	154193268.738	+0.680 m	10.0 m	600 kN
P19	RD 170/12.5	300x300x30	6580121674.995	154186315.827	+1.030 m	10.0 m	1750 kN
P20	RD 170/12.5	300x300x30	6580124443.430	154187378.529	+1.030 m	10.0 m	1750 kN
P21	RD 170/12.5	300x300x30	6580127451.109	154188533.069	+1.030 m	10.0 m	1750 kN
P22	RD 170/12.5	300x300x30	6580120109.753	154190292.424	+1.095 m	10.0 m	1750 kN
P23	RD 170/12.5	300x300x30	6580122911.789	154191368.025	+1.095 m	10.0 m	1750 kN
P24	RD 170/12.5	300x300x30	6580125919.657	154192522.637	+1.030 m	10.0 m	1750 kN
P25	RD 170/12.5	300x300x30	6580118353.979	154194731.456	+1.095 m	10.0 m	1750 kN
P26	RD 170/12.5	300x300x30	6580121201.342	154195824.456	+1.095 m	10.0 m	1750 kN
P27	RD 170/12.5	300x300x30	6580124265.036	154197000.498	+1.030 m	10.0 m	1750 kN
P28	RD 170/12.5	300x300x30	6580125868.951	154197616.183	+1.030 m	10.0 m	1750 kN
P29	RD 170/12.5	300x300x30	6580128757.715	154198725.075	+1.030 m	10.0 m	1750 kN
P30	RD 170/12.5	300x300x30	6580117728.524	154204871.457	+1.095 m	10.0 m	1750 kN
P31	RD 170/12.5	300x300x30	6580122372.920	154206723.653	+1.095 m	10.0 m	1750 kN
P38	RD170/12.5 + MAI T76S	300x300x30	6580110333.874	154192142.226	+4.090 m	10.0 m	1750 kN (1155kN I MAI STAG)
P39	RD170/12.5 + MAI T76S	300x300x30	6580116285.471	154194518.177	+4.090 m	10.0 m	1750 kN (1155kN I MAI STAG)
P40	RD170/12.5 + MAI T76S	300x300x30	6580130156.362	154200213.178	+4.090 m	10.0 m	1750 kN (1155kN I MAI STAG)
P41	RD 170/12.5	300x300x30	6580106558.736	154202718.206	+4.220 m	15.0 m	1750 kN
P47	RD 170/12.5	300x300x30	6580131259.042	154212739.813	+4.090 m	15.0 m	1750 kN
P48	RD 170/12.5	300x300x30	6580138883.956	154178127.628	+0.295 m	10.0 m	1750 kN
P49	RD 170/12.5	300x300x30	6580141574.687	154179209.279	+0.295 m	10.0 m	1750 kN
P50	RD 170/12.5	300x300x30	6580137653.068	154181189.605	+0.295 m	10.0 m	1750 kN
P51	RD 170/12.5	300x300x30	6580140343.798	154182271.256	+0.295 m	10.0 m	1750 kN
P52	RD 170/12.5	300x300x30	6580140820.288	154182177.193	+1.090 m	15.0 m	1750 kN
P53	RD 170/12.5	300x300x30	6580140639.529	154183040.936	+1.090 m	15.0 m	1750 kN
P54	RD 170/12.5	300x300x30	6580139262.108	154184962.084	+0.295 m	10.0 m	1750 kN
P55	RD 170/12.5	300x300x30	6580136571.378	154183880.433	+0.295 m	10.0 m	1750 kN
P56	RD 115/8	250x250x25	6580134363.370	154180839.194	+0.200 m	10.0 m	600 kN
P57	RD 115/8	250x250x25	6580134180.613	154181720.443	+0.200 m	10.0 m	600 kN
P58	RD 170/12.5	300x300x30	6580106937.922	154202845.557	+4.220 m	15.0 m	1750 kN
P59	RD 220/10 S550J2H	300x300x30	6580112100.531	154204992.821	+4.040 m	15.0 m	2000 kN
P60	RD 220/10 S550J2H	300x300x30	6580112222.726	154204690.762	+4.040 m	15.0 m	2000 kN
P61	RD 220/10 S550J2H	300x300x30	6580112815.322	154205281.539	+4.040 m	15.0 m	2000 kN
P62	RD 220/10 S550J2H	300x300x30	6580112937.513	154204979.490	+4.040 m	15.0 m	2000 kN
P63	RD 170/12.5	300x300x30	6580116505.538	154206707.158	+4.040 m	15.0 m	1750 kN
P64	RD 170/12.5	300x300x30	6580117432.952	154207081.196	+4.040 m	15.0 m	1750 kN
P65	RD 170/12.5	300x300x30	6580120770.754	154208429.930	+4.040 m	15.0 m	1750 kN
P66	RD 170/12.5	300x300x30	6580121512.684	154208729.160	+4.040 m	15.0 m	1750 kN
P67	RD 220/10 S550J2H	300x300x30	6580125249.612	154210304.071	+4.040 m	15.0 m	2000 kN
P68	RD 220/10 S550J2H	300x300x30	6580125371.488	154210001.883	+4.040 m	15.0 m	2000 kN
P69	RD 220/10 S550J2H	300x300x30	6580126019.202	154210614.926	+4.040 m	15.0 m	2000 kN
P70	RD 220/10 S550J2H	300x300x30	6580126141.078	154210312.739	+4.040 m	15.0 m	2000 kN

ANTAL PÅLAR: 55

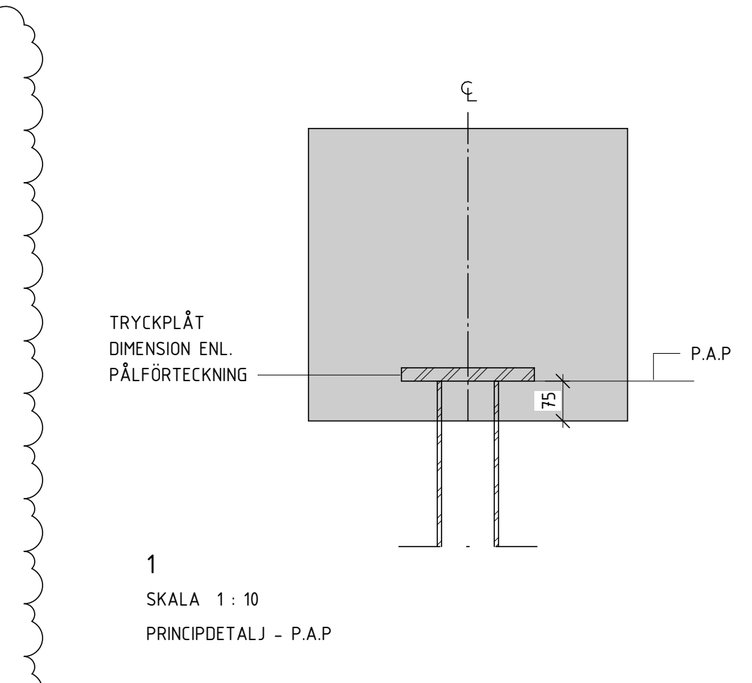

1
SKALA 1 : 10
PRINCIPDETALJ - P.A.P

FÖRESKRIFTER

SE FÖRESKRIFTER; 11-K-00-0-0001
11-K-00-0-0002

HÄNVISNINGAR

SAMTLIGA ARBETSMOMENT SKALL UTFÖRAS I ENLIGHET MED DEN ÖVERGRIPANDE ARBETSORDNINGEN ANGIVEN PÅ HANDLING: 11-K-20-0-0009

FÖRKLARINGAR

NY STOMME
STÅLRÖRSPÅLE
EJ BYGGHANDLING

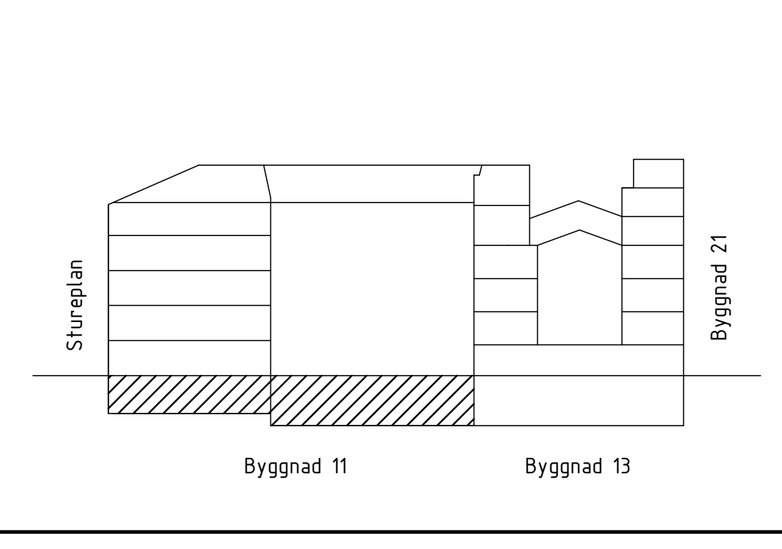

BET	ÄNDRINGEN AVSER	DATUM	SIGN
B	K-PM-02	2025-03-21	VK
A	K-PM-01	2024-10-31	VK

BYGGHANDLING

STUREGALLERIAN AB PROJEKTNUMMER FASTB30001
KV SPERLINGENSBACKE
STUREGALLERIAN AB

KUND
STURE GALLERIAN

ORIENTERINGSFIGUR

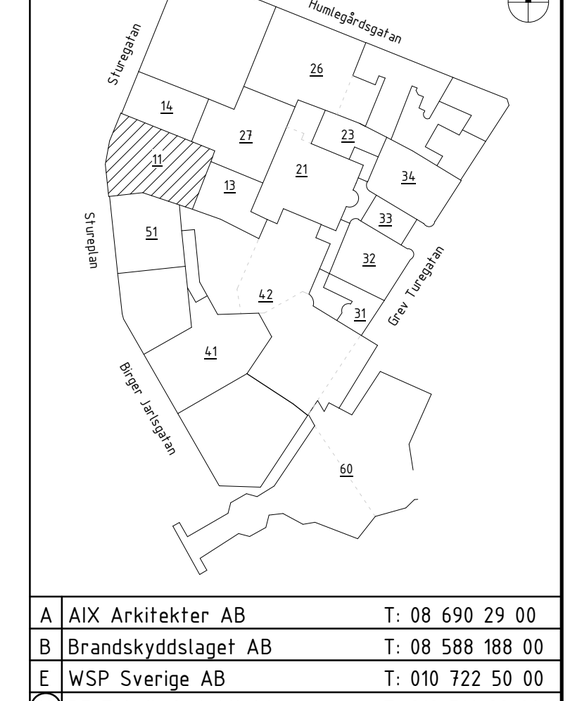

A	AIX Arkitekter AB	T: 08 690 29 00
B	Brandskyddslaget AB	T: 08 588 188 00
E	WSP Sverige AB	T: 010 722 50 00
K	PE Teknik & Arkitektur	T: 010 516 00 00
V	Bengt Dahlgren AB	T: 08 588 881 00
SP	Convise AB	T: 08 400 297 50
GEO	GEOMIND	T: 08 556 929 90
GLAS	ACC	T: 08 556 183 70
	-	T: -

UPPDRAG NR 11041349 | RITAD/KONSTR AV L. TRAN | HANDLÄGGARE E. EHRENBERG
DATUM 2025-03-21 | ANSVARIG J. KARLGREN | BYGGNAD 11

PÅLPLAN & PÅLFÖRTECKNING PLAN 09 & 10

SKALA 1:50 | NUMMER 11-K-11-1-0900 | BET B

Inkom till Stockholms stadsbyggnadskontor - 2025-04-22, Dnr 2024-08091
2025-03-21 20:41:31